

Beginner's Signed English:

Signs Corresponding to Common Words

Used by Young Children



All Signed English signs, descriptions, and explanations used in this manual come from **The Comprehensive Signed English Dictionary** (Clerc Books, An imprint of Gallaudet University Press, Washington D.C., copyright 1983).

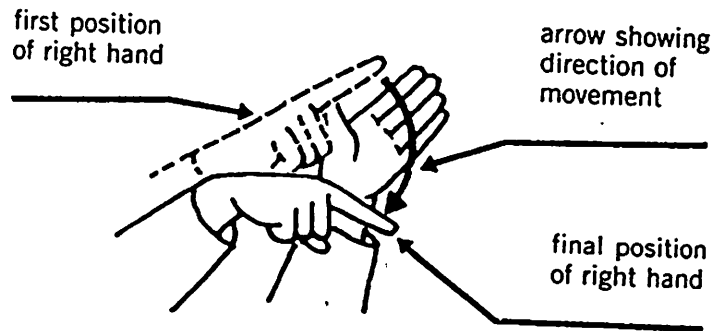
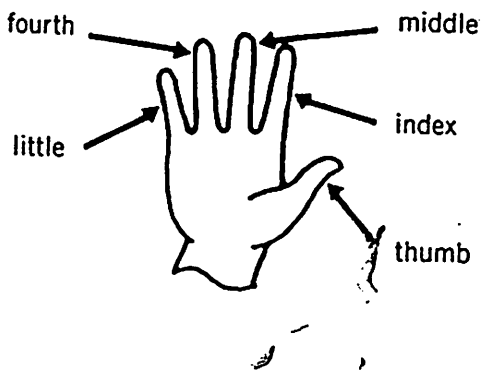
Pictures accompanying the signs come from the **Boardmaker** computer program.

Key to Word Descriptions

In order to use this dictionary easily and effectively, you should be familiar with the names of your fingers, the manual alphabet, the signs for the numbers one through ten, and certain handshapes that are frequently used when making the sign words.

Positions of the handshapes are described by saying that the palms, (finger)tips, and/or knuckles, whichever the case may be, are facing in, out, up, down, right, or left. The dotted lines indicate the first position of a hand and the arrows show direction and/or repetition of movement.

Study the handshapes on this page and the arrows, letters, and numbers on the other pages. You should note that some letter shapes (A, B, F, S, V, Y) and number shapes (1, 3, 8, 9) are often used in making signs.



Sample letter shape A. See complete alphabet on pages 14-15.

- RH = right hand
- LH = left hand



Sample number shape 1. See numbers 1-10 on page 16.



Open B



Bent B



Bent V

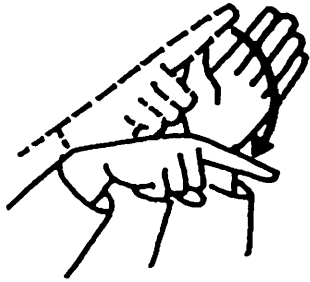


Claw shape



Flat O

Key to Arrows




The dotted line shows the starting point of a sign. The directional arrow shows the movement toward the solid-line (or final) hand position.

Arrows indicate single, double, or repeated movement as described below



single movement, once toward point



double movement, twice toward point



repeated movement, back and forth




repeated movement, forward, back, and forward



right arc (directions are from the perspective of the signer in the drawings)



left arc



clockwise, counterclockwise

clockwise

counterclockwise



motion markers indicate a slight wiggling movement

The Manual Alphabet



A



B



C




D




E



F



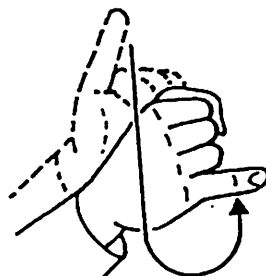
G



H



I



J



K



L



M




N



O



P



Q



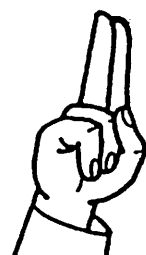
R



S



T



U



V



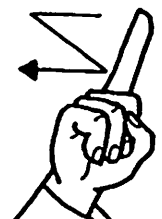
W



X



Y



Z

Numbers



number

Flat O shape both hands, left palm in, right down, tips touching. Reverse positions.




0



1



2



3



4



5



6



7



8



9



10



11



12



13



14



15



16



17



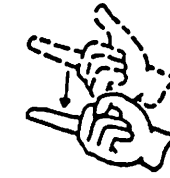
18



19



20



21



22



23



24



25



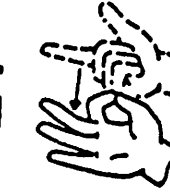
26




27



28

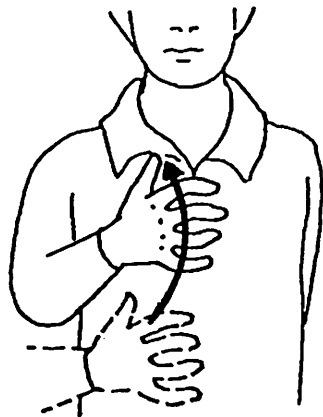



29



all gone

Place right C, palm in, on left palm then draw out, closing into S shape.




angry

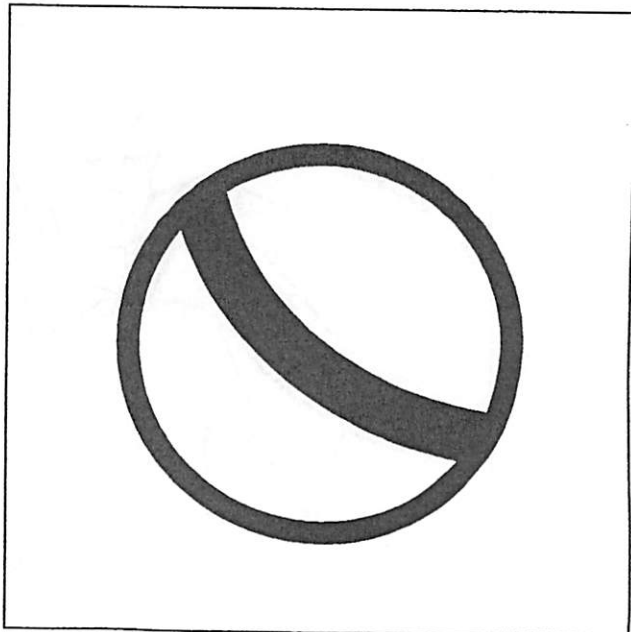
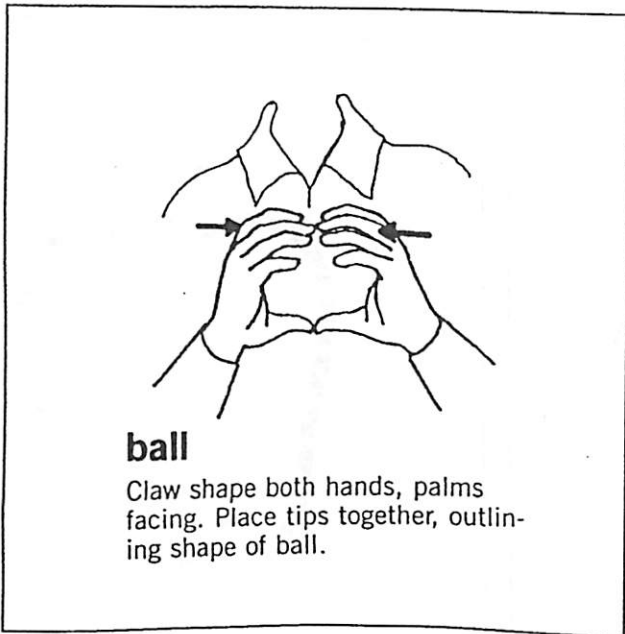
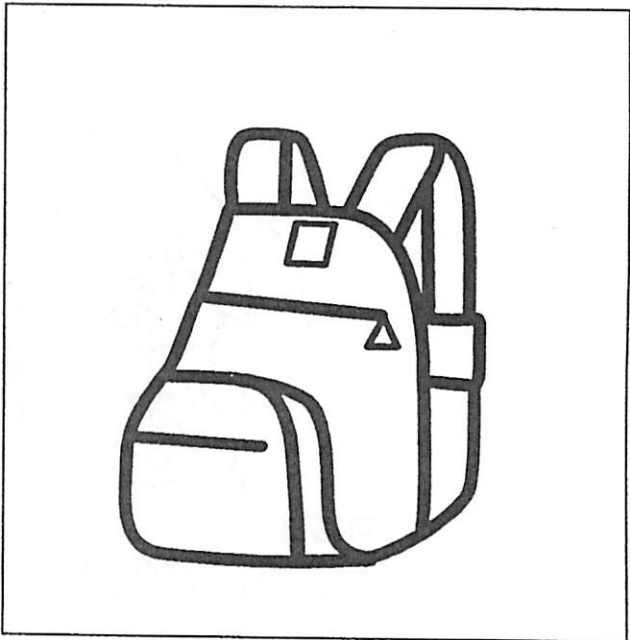
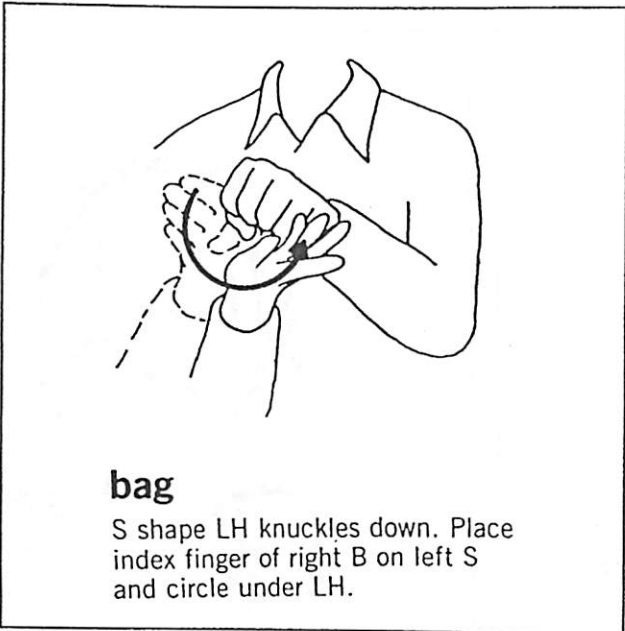
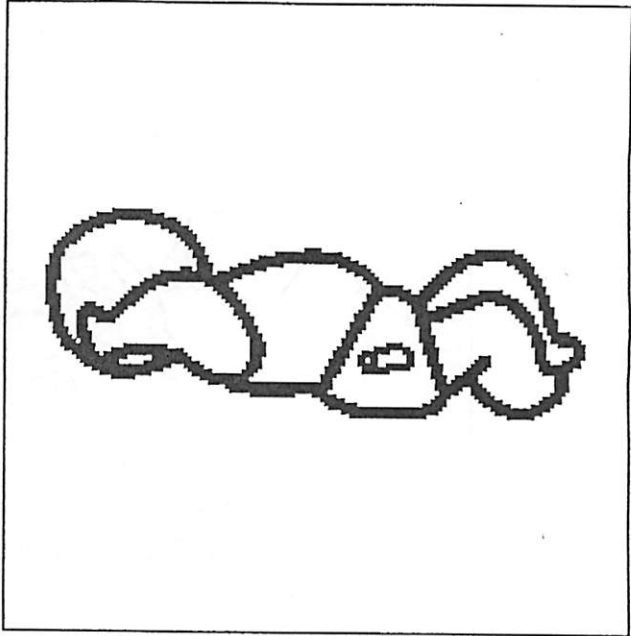
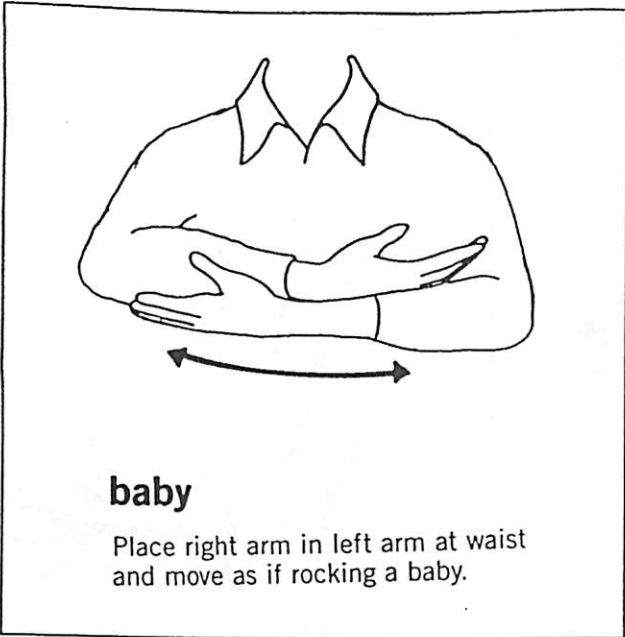
Claw shape RH tips on chest. Draw up and out in forceful manner.




apple

Press knuckle of right index finger into right cheek and twist forward.








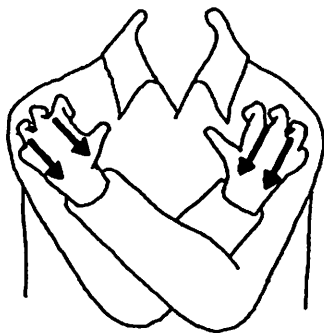
banana

Hold left index finger up. Go through motions of peeling a banana with tips of right flat O.




bath

A shape both hands, knuckles in, thumbs up. Make scrubbing motion on chest.



bear (noun)

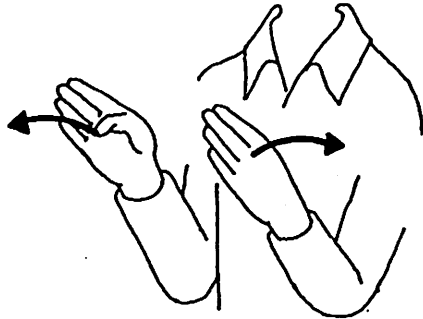
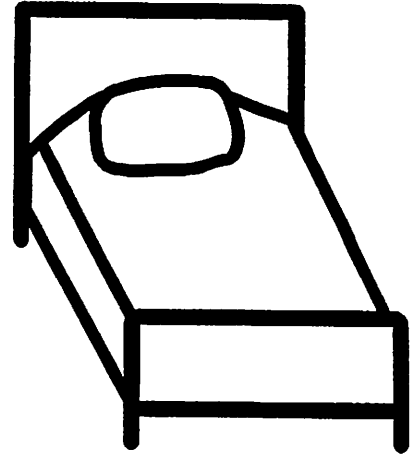
Cross wrists of claw hands and scratch upper chest twice.






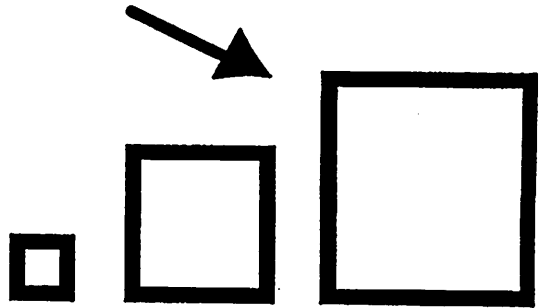
bed

Place right palm on right cheek and tilt head slightly.




big

B shape both hands, palms facing, tips out. Move away from one another.



bird

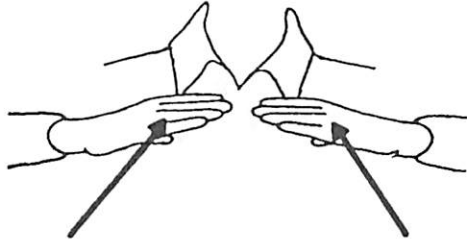

G shape right hand, tips left. Place on chin and snap index and thumb together twice.





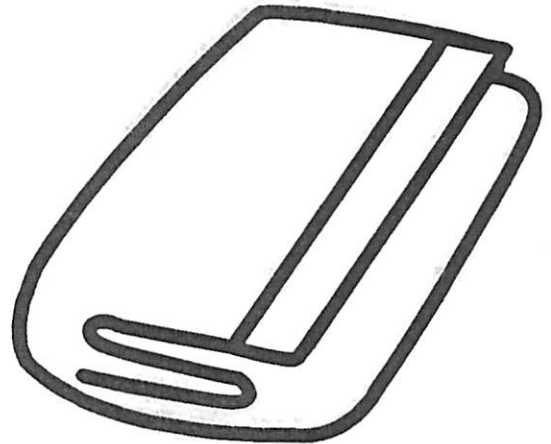
black

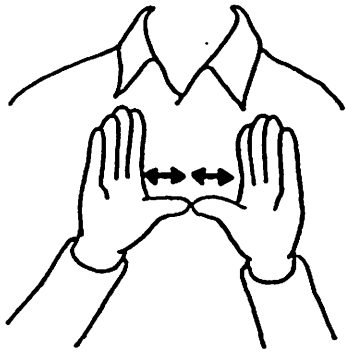
Draw index finger across forehead from one brow to the other.



blanket

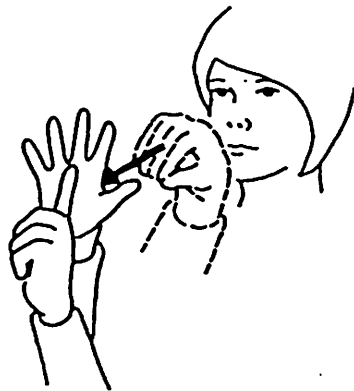
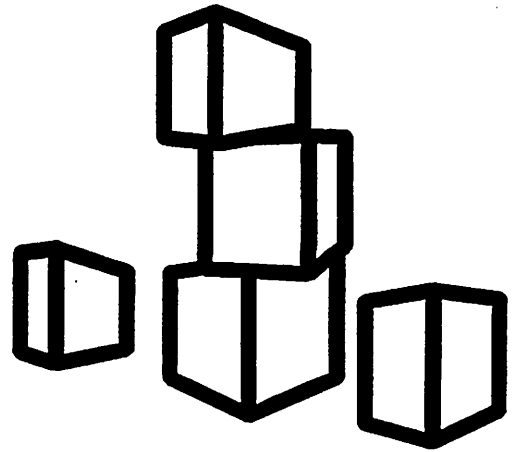
B shape both hands, palms down, tips facing. Move toward chest, as if pulling blanket up to neck.






block

Open B both hands, palms out.
Tap thumbs together twice.




blow

Place right O on right edge of lips.
Bring out into open 5 toward left
index finger which is pointed up.



blue

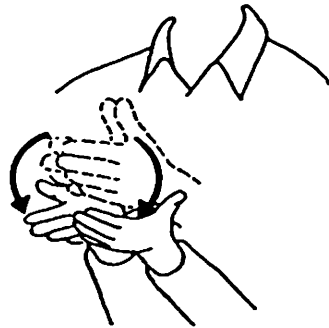

B shape RH palm left. Shake back
and forth slightly.





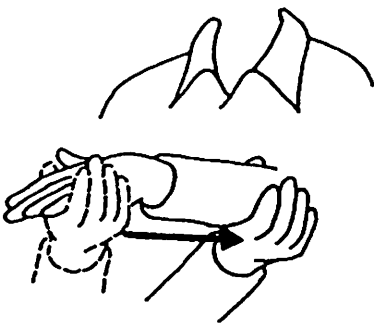

boat

Place little finger sides of open hands together, tips out, to form shape of boat. Move forward twice.




book

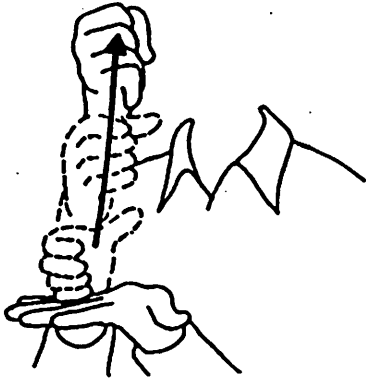
Palms together thumbs up. Open as if opening book.



boot



B shape LH palm down, tips out. Place in right C which is held palm up, then slide right C up to left elbow.





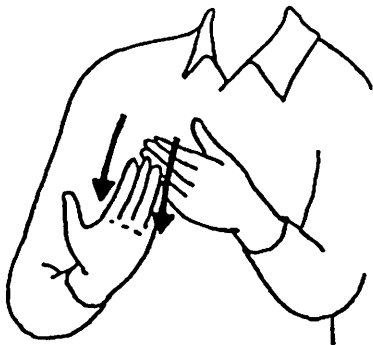

bottle

Place right C in left palm. Lift up closing into S shape.




boy

Snap flat O at forehead twice, indicating brim of cap.



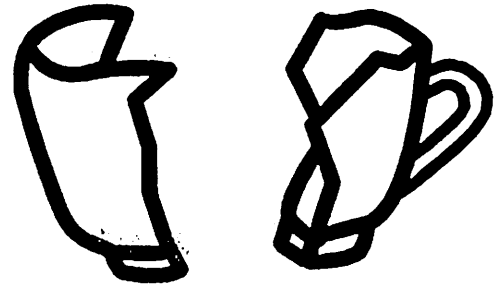
bread

LH open B palm in, tips right. Draw little finger side of right hand down back of left fingers several times.

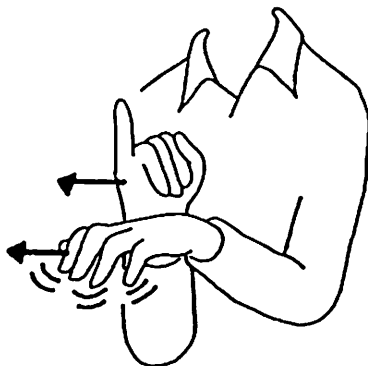






break (*broken*)
S shape both hands, knuckles down, thumbs and index fingers touching. Break apart.

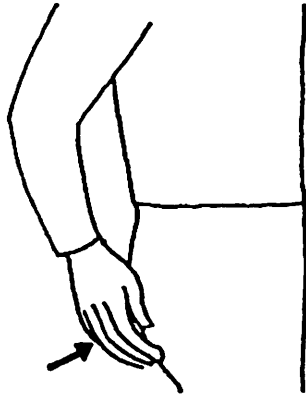


brush (hair)
Brush knuckles of right A down hair twice.




bug
Place base of left I on back of left claw hand which is held palm down. Move LH forward in crawling motion.








buttock (bum)
Place right hand on buttock.



bunny
B shape both hands, palms in, tips up. Cross wrists and flick fingers back toward body.




bus
B shape both hands, left palm right, right palm left. Place little finger side of right B against left index then draw RH back toward body.





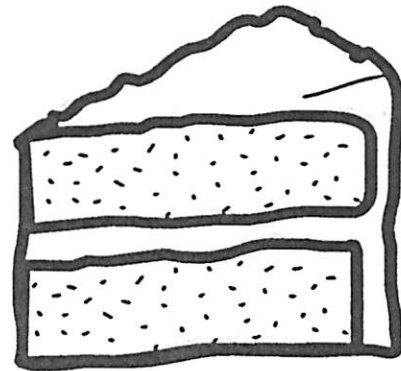
bye-bye

RH open B palm down, tips out.
Wave up and down.



cake

LH open B palm up, tips out. Hold
right claw, tips down, over left
palm then lift up while spreading
fingers.



candy


Place right index finger just below
right side of mouth and twist.







car

C shape both hands. Place little finger side of right C on left index then draw back.




cat

Place thumb and forefinger of right 9 at side of mouth and pull away twice (indicating whiskers).



catch


LH open B palm right, tips up. Hit middle of left palm with index and thumb of right C.






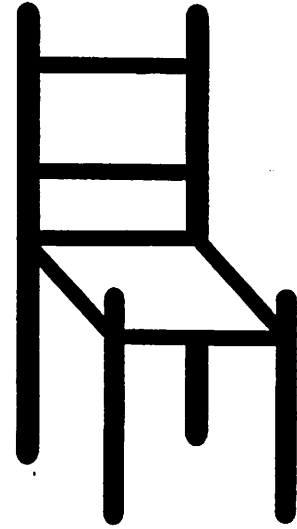
cereal

LH open B palm up, tips right.
Place back of right C in left palm
then lift to mouth.




chair


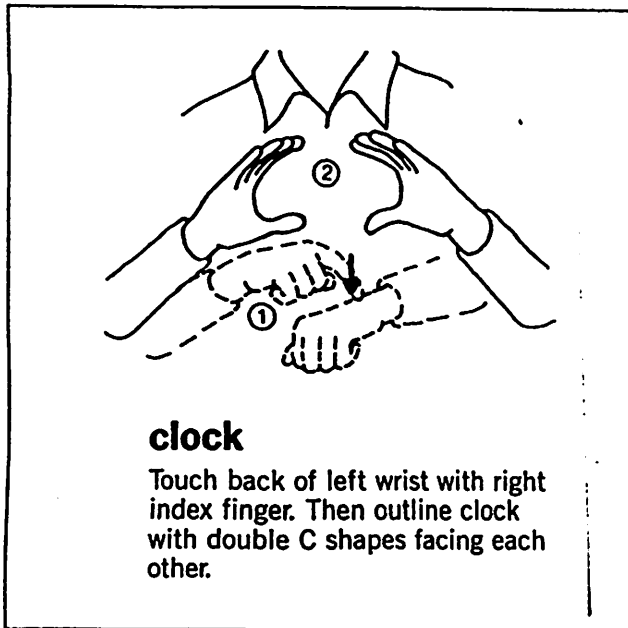

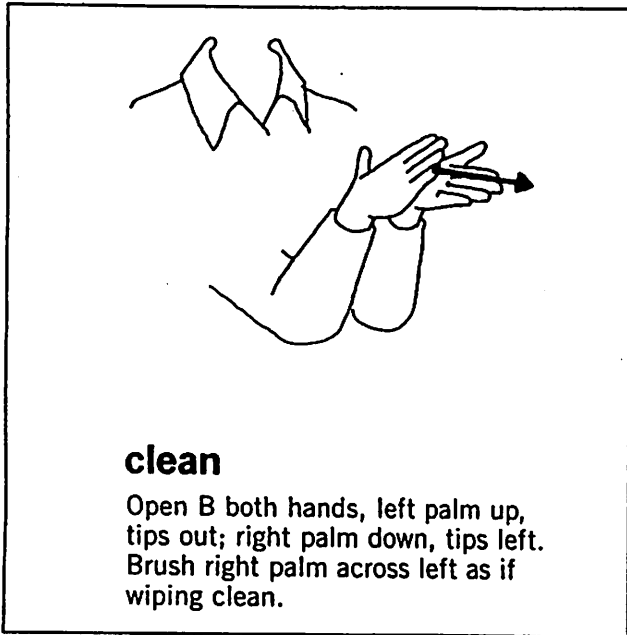
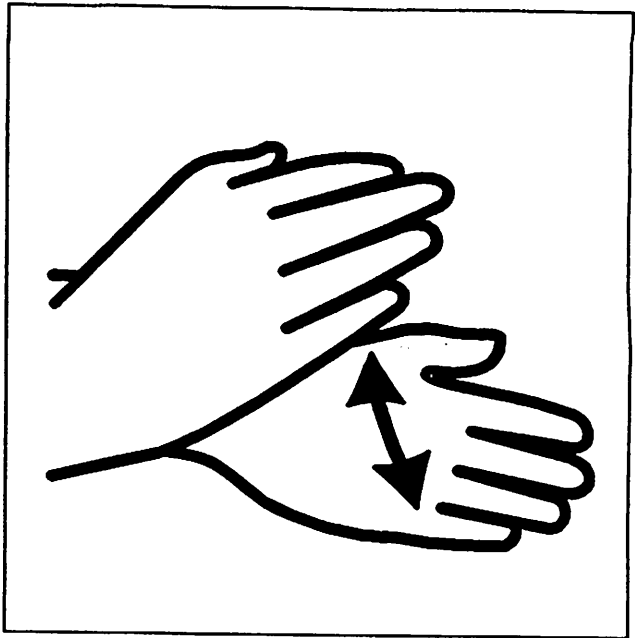

C shape LH palm right. Hang right
N over left thumb.




cheese

Twist heel of right palm on heel of
left palm.


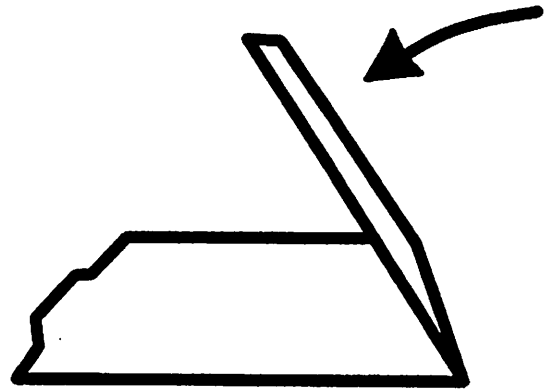








close (verb)

B shape both hands, palms facing, tips out. Turn toward each other so that index fingers touch.



coat

A shape both hands. Trace shape of lapels with thumbs.



cold (adj.)

S shape both hands. Draw hands close to body and "shiver."






comb

Brush open fingers through hair twice.




come

One shape both hands, knuckles up, tips out. Bring tips up and back toward chest.



cookie

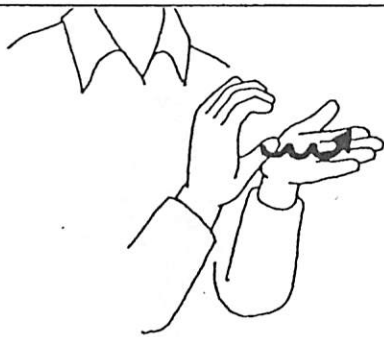
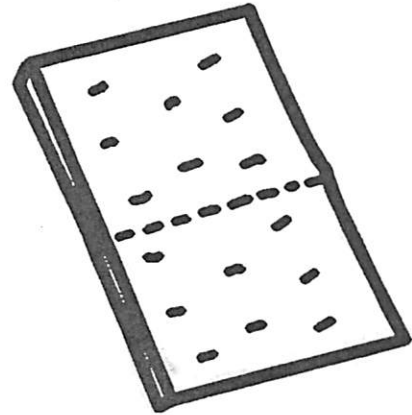
LH open B palm up, tips out. Place tips of RH in left palm and twist as if cutting out cookies.






cracker

Tap left elbow several times with right A.




crayon

LH open B palm up, tips out. C shape RH. Move right thumb forward on left palm with small wave-like motion.



cup

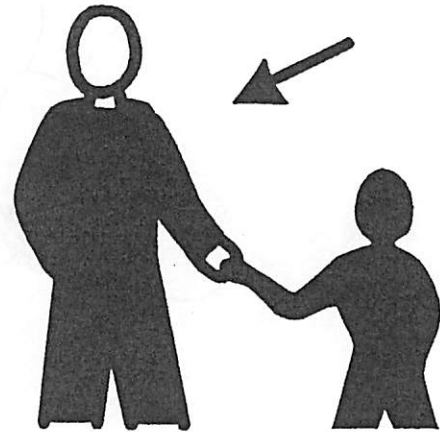
LH open B palm up. Place little finger side of right X in left palm.





daddy

Five shape RH palm left, tips up.
Tap forehead with thumb twice.



dance

LH open B palm up, tips out.
Sweep right V over left palm
several times.



dirt (dirty)

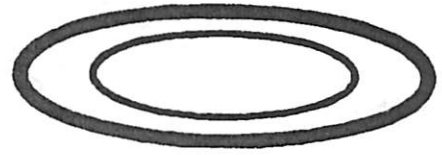
Place back of RH, tips left, under
chin. Wiggle fingers.





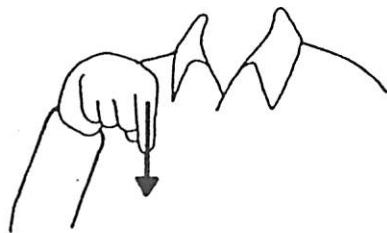

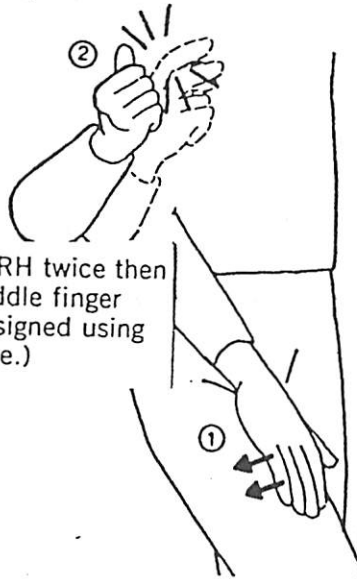
dish

Place tips of curved open B shapes together. Arc back so that wrists touch, outlining dish.



dog |

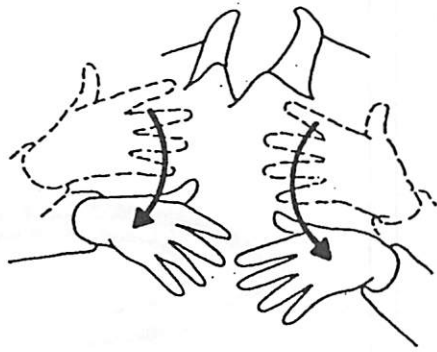
Pat right thigh with RH twice then snap thumb and middle finger twice. (Can also be signed using either ① or ② alone.)



down


Point index finger down.





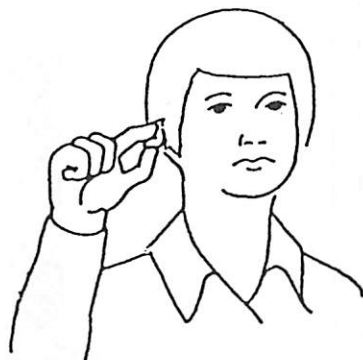

dress

Five shape both hands, palms in. Brush tips down chest while spreading hands apart slightly.



drink

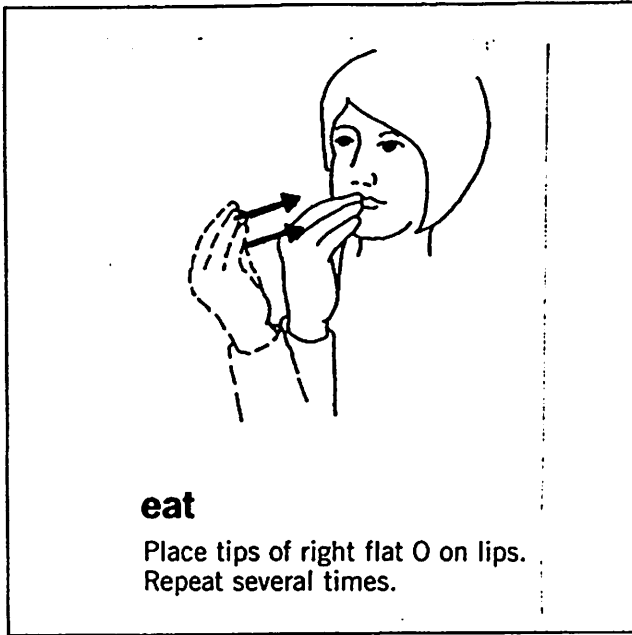
Mime holding and drinking glass of water with C shape RH.



ear

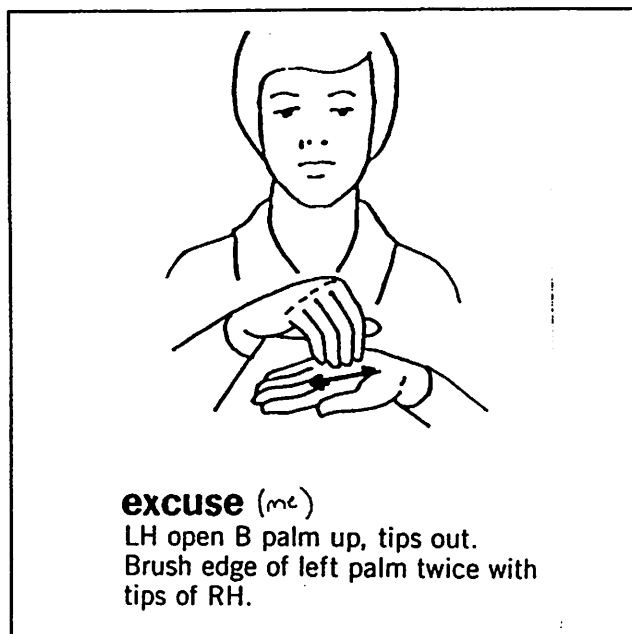

Pinch lobe of right ear with right index and thumb (other fingers closed).





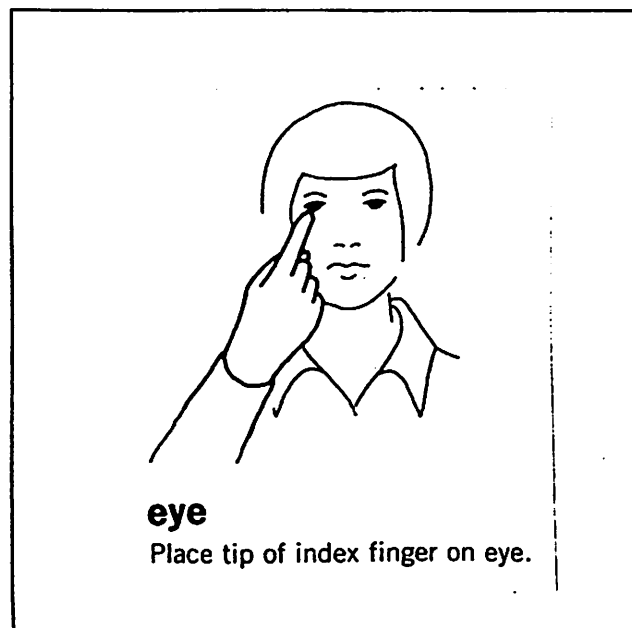

eat

Place tips of right flat O on lips.
Repeat several times.




excuse (me)

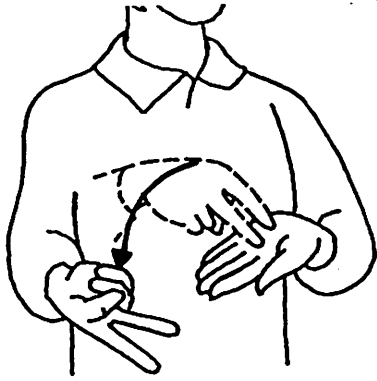
LH open B palm up, tips out.
Brush edge of left palm twice with
tips of RH.



eye



Place tip of index finger on eye.






fall (verb)

LH open B palm up, tips out.
Place tips of right V in left palm
then flip forward and out, ending
with palm up. (Sometimes made
without LH as base.)




farm

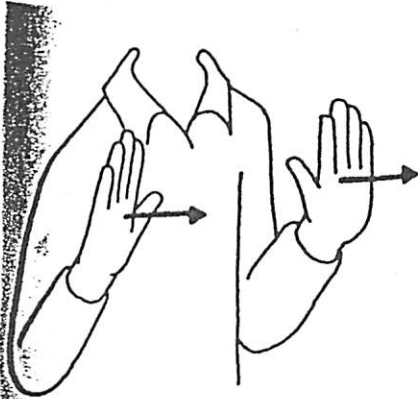
Five shape RH palm in, tips left.
Place thumb on left side of chin
and draw across to right side.



feed (verb)

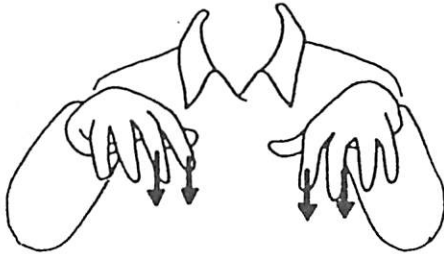

O shape both hands, left in front
of body, right on lips. Move right O
down toward left O and shake both
hands slightly.





push

Open B both hands, palms out, tips up, left a little in front of right. Push out.



rain

Claw shape both hands, palms down. Move down sharply two or three times.



read

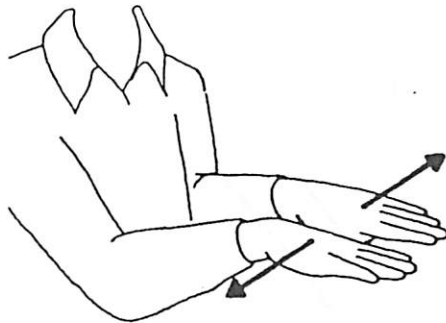
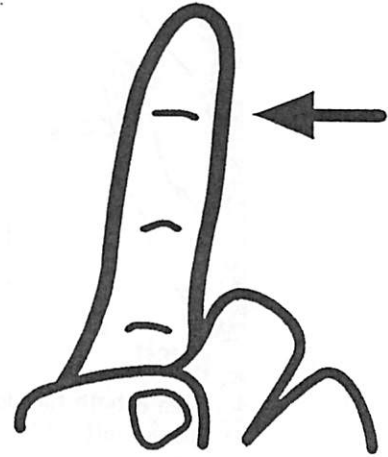
LH open B palm right, tips up. Move tips of right V down left palm in back and forth motion.





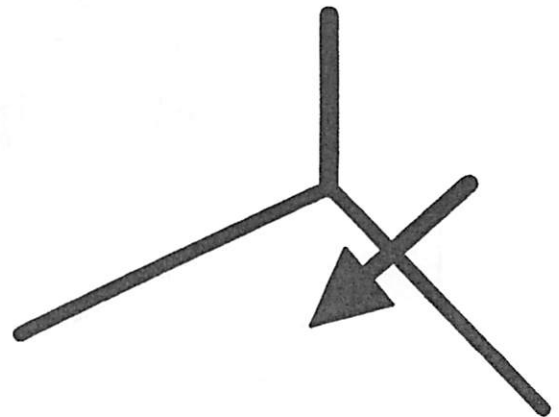
finger

Touch left index with right index.




floor

B shape both hands, palms down, tips out, index fingers touching. Move apart.



flower


RH flat O. Place tips on right side of nose then arc to left side.







food

Place tips of flat O on mouth.



foot

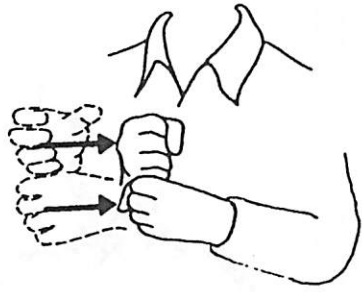
LH open B palm down. Place thumb and index tips of right F on left thumb then circle around to left little finger.



fork

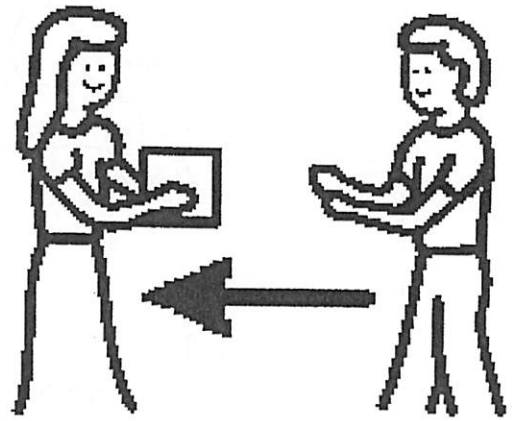
LH open B palm up, tips right. Tap left palm with tips of right V.





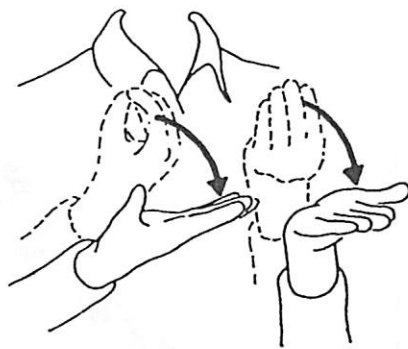

get

C shape both hands, right slightly above left. Move in toward body, closing into S shapes, right on top of left.




girl

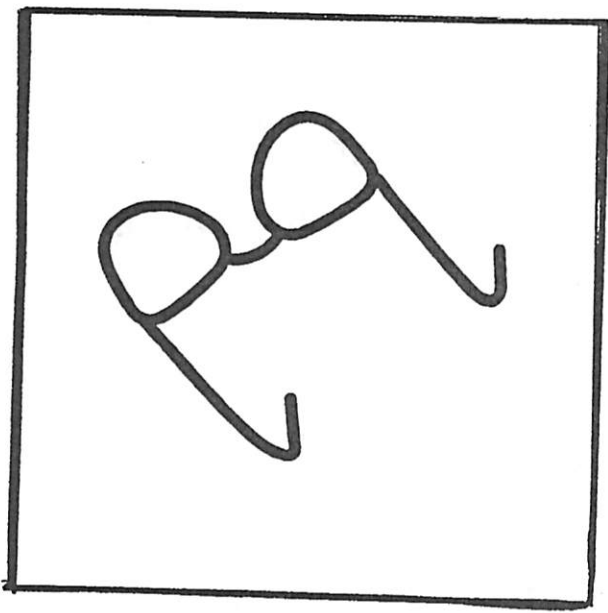
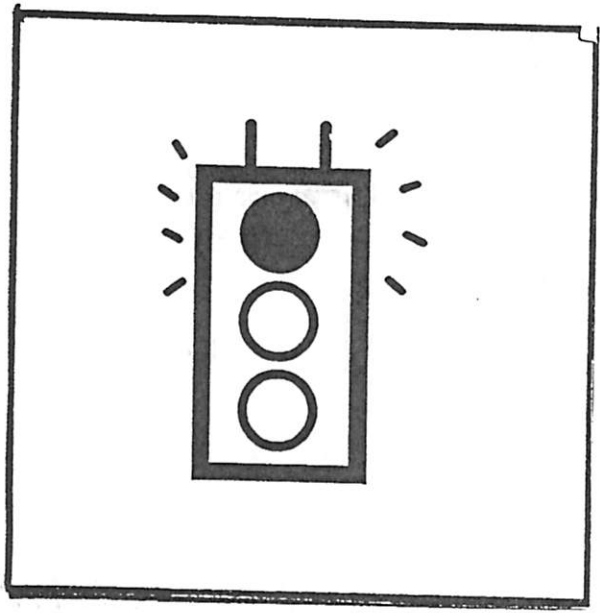
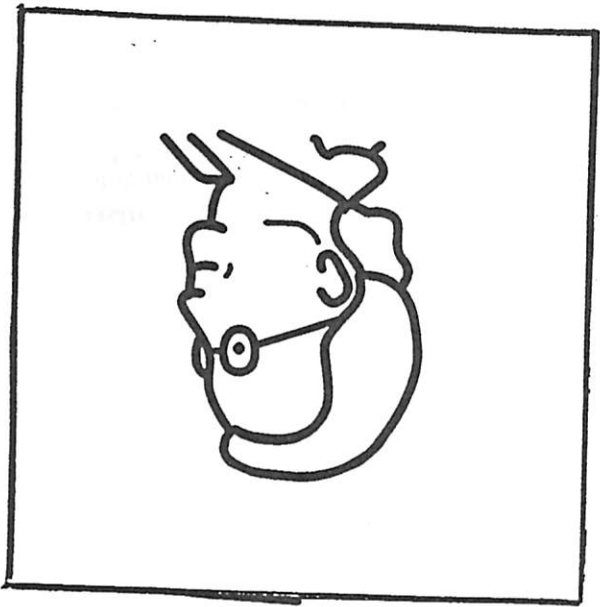
A shape RH. Place thumb on right cheek and move down jaw line.



give

O shape both hands, palms up, left a little ahead of right. Move out, opening fingers.





grandmother (grɑndmɑ)

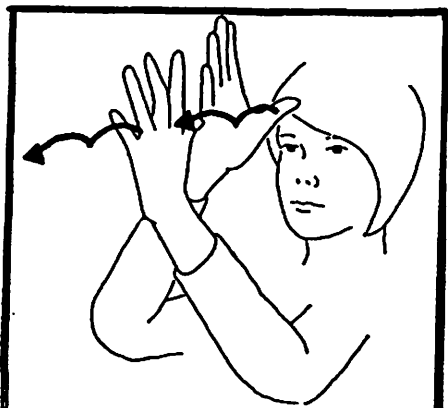
Five shape both hands, left palm right, right palm left. Place right thumb on chin and left thumb on edge of RH. Move out in two short jumps. (Sometimes made with RH only.)

go

One shape both hands, palms and index tips in. Flip index tips out, ending with palms up.

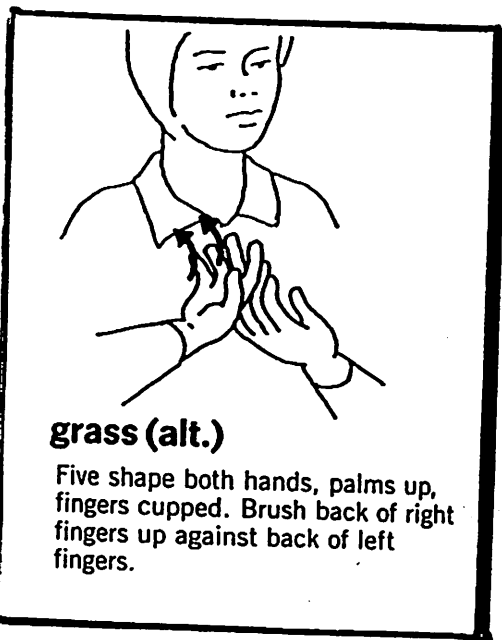

glasses

Place thumbs and index fingers at sides of eyes then draw back, closing fingers (as if outlining frame of glasses).



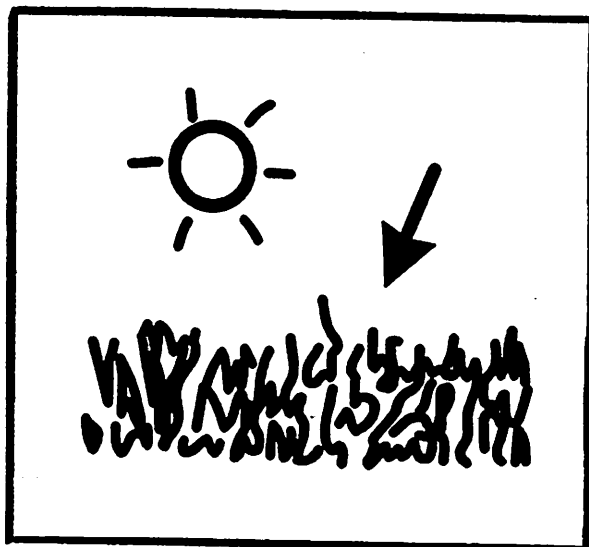
grandfather (grandpa)

Five shape both hands, left palm right, right palm left. Place right thumb on forehead and left thumb on edge of RH. Move out in two short jumps. (Sometimes made with RH only.)




grass (alt.)





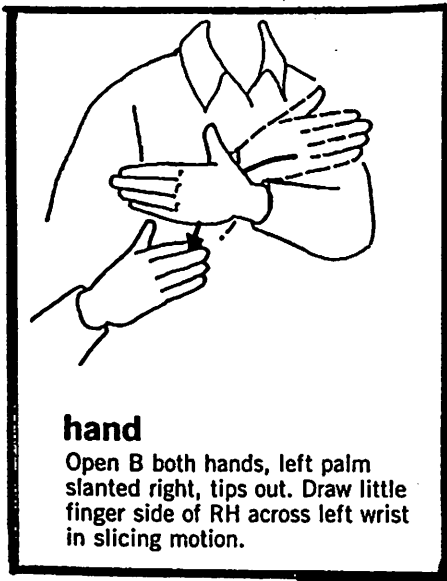
Five shape both hands, palms up, fingers cupped. Brush back of right fingers up against back of left fingers.



hair

Grab hair with right thumb and index finger.

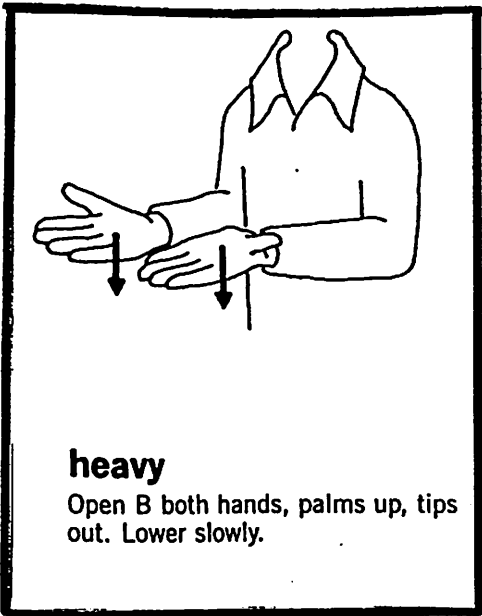








head

RH bent B palm down, tips left.
Place tips on right temple then on chin.




heavy


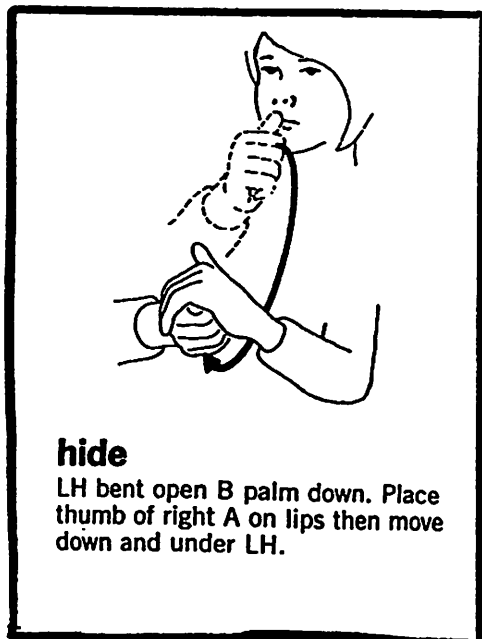

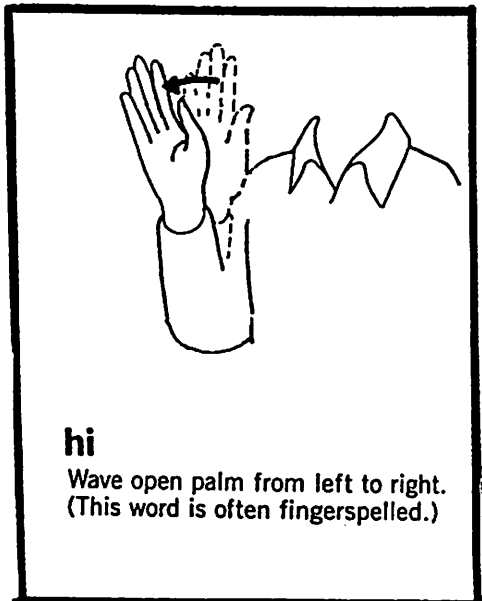

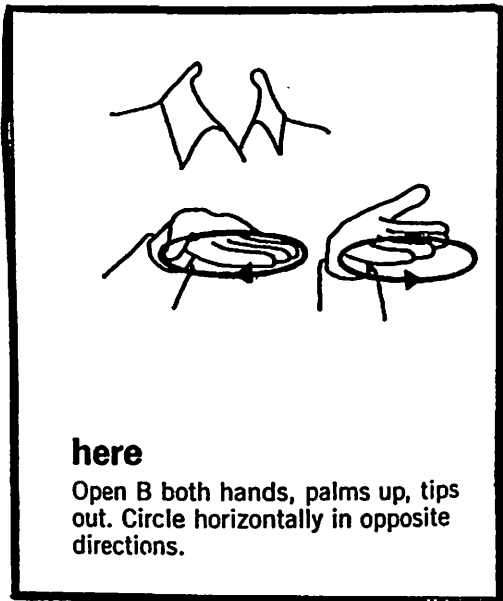
Open B both hands, palms up, tips out. Lower slowly.



help

Place little finger side of left A, thumb up, in right palm. Raise right palm up.

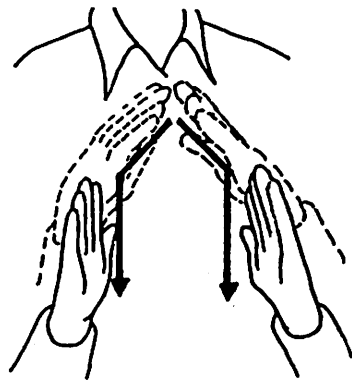







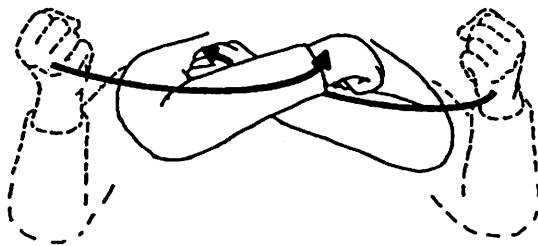

hot

Place tips of right claw on mouth. Twist wrist quickly so that palm faces down.




house

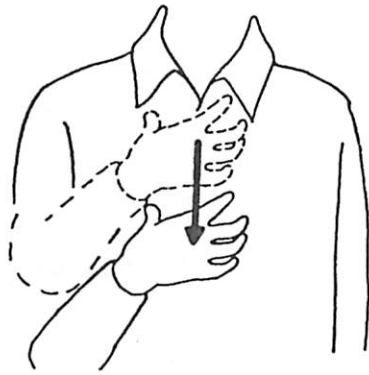
Place tips of both hands together to form roof. Move apart and down to form sides of house.



hug

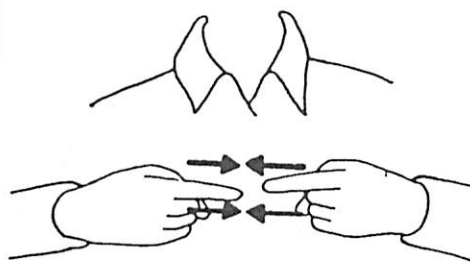

S shape both hands. Cross arms on chest as if hugging something. (Sometimes H handshapes are used.)





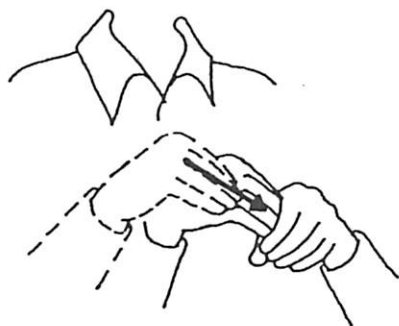
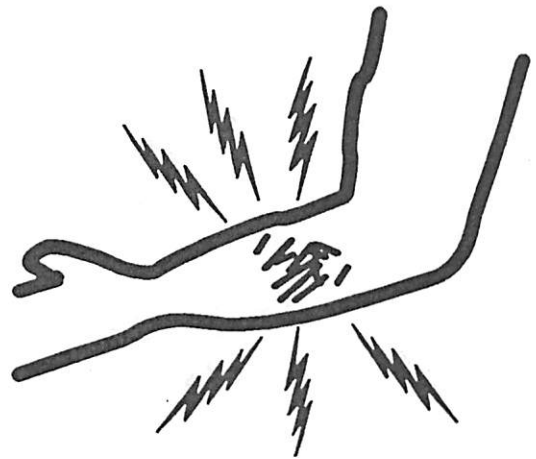
hungry

Draw tips of claw hand down upper chest.




hurt

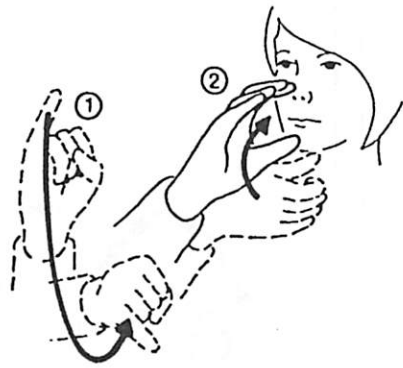
One shape both hands, palms in, tips facing. Move back and forth toward one another. (Sometimes made with H handshapes.)



in


C shape LH palm right. Place tips of right flat O into left C.





juice

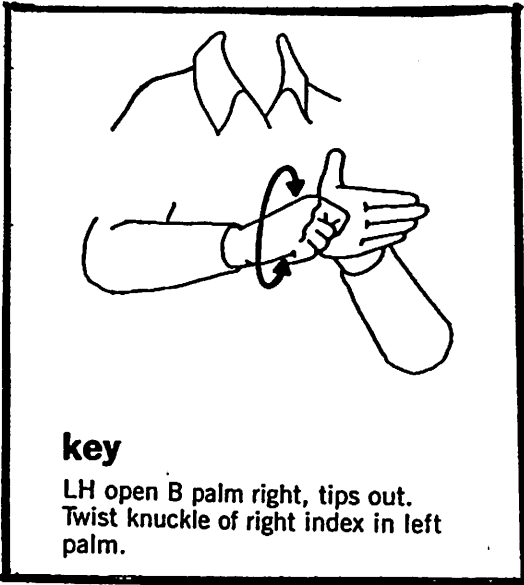
Form letter J then raise cupped hand to mouth as if drinking.



jump

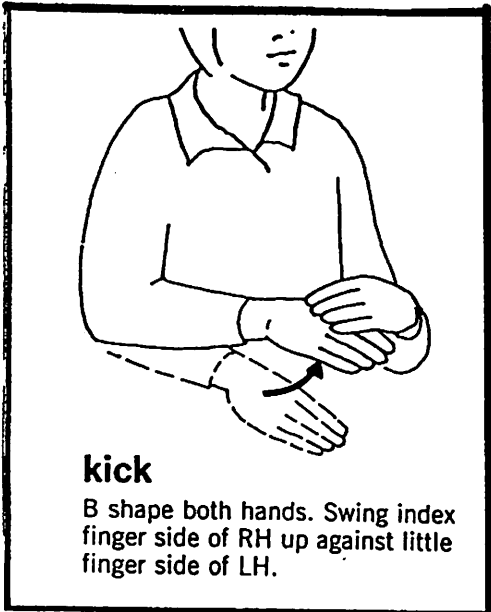

LH open B palm up, tips out. Place tips of right V in left palm and pull up quickly, changing into bent V shape. Repeat motion.







key

LH open B palm right, tips out.
Twist knuckle of right index in left palm.




kick

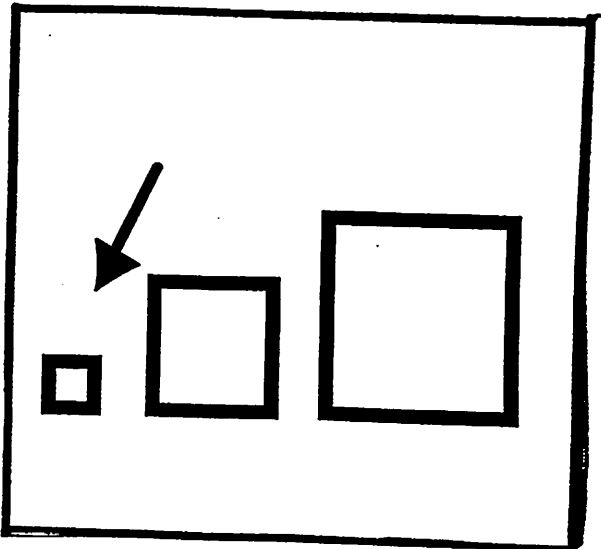



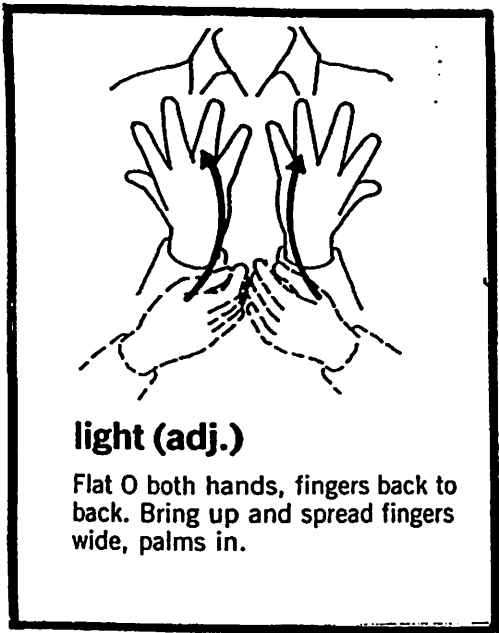
B shape both hands. Swing index
finger side of RH up against little
finger side of LH.

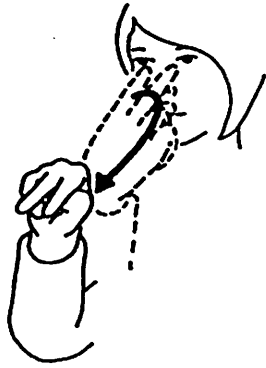


kiss

Place tips of right open B on
mouth and move back to cheek.

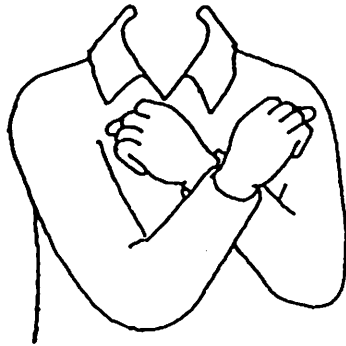








look

Point to eyes with tips of right V, then twist and point out.




love

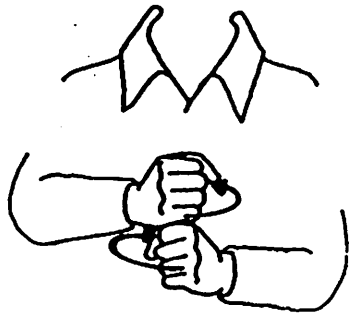
S shape both hands. Cross wrists and place over heart.



lunch


Place tips of right flat O on lips. Move out into open B, palm in, and rest elbow on back of LH which is held palm down across front of body.







make

S shape both hands. Place little finger side of right S on thumb of left S. Twist hands in toward body.



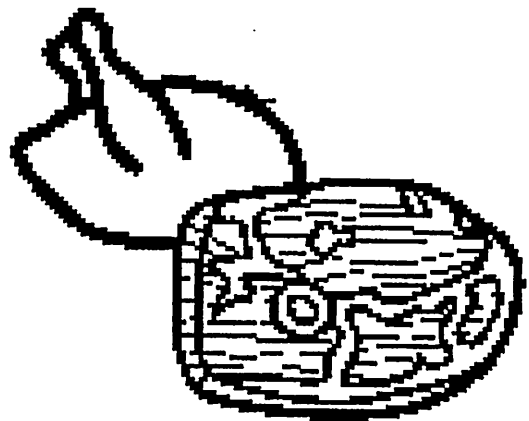
me

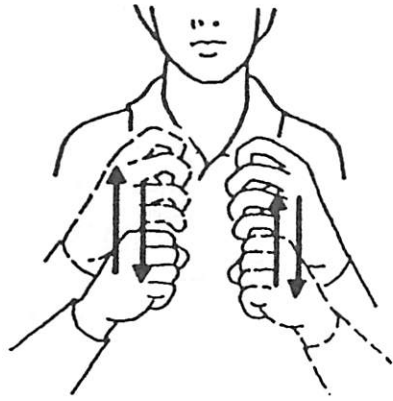
Touch chest with index finger.



meat

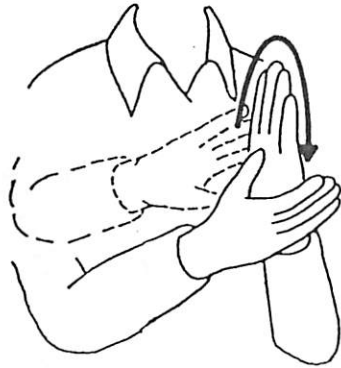
LH open B palm in, tips right. Wiggle flesh between left thumb and index with right thumb and index.





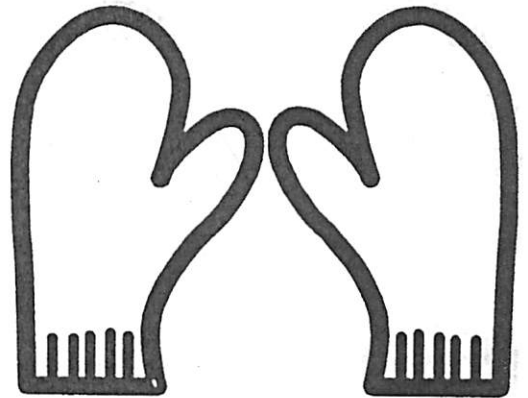
milk

Claw shape both hands, palms facing. Alternately squeeze down into S shapes, as if milking cow.




mitten

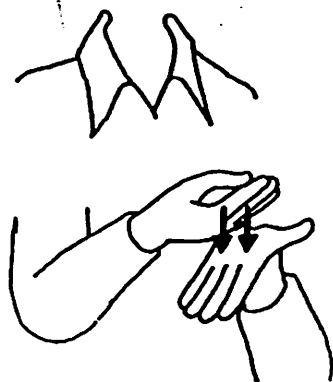
LH open B palm right, tips up. Outline with right fingers.



mommy (mama)

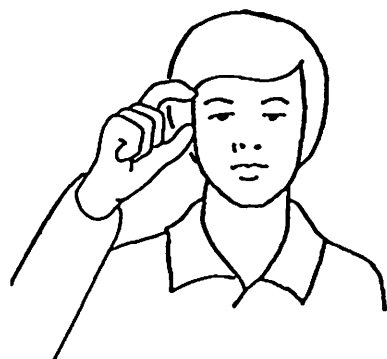

Five shape RH palm left, tips up. Tap chin with thumb twice.







money

LH open B palm up, tips out. Tap left palm twice with back of right flat O.




moon

Form little C with right thumb and index finger. Place at side of right eye.



more

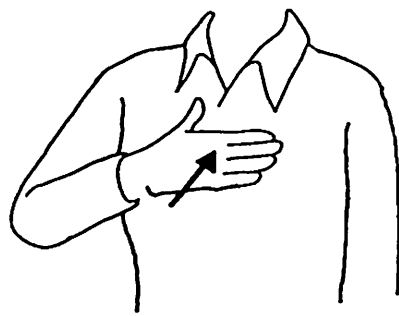
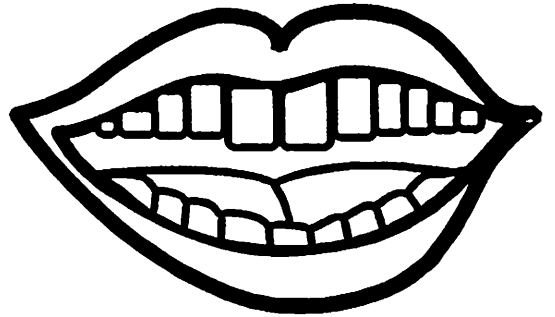
Flat O shape both hands, palms and tips facing. Tap tips together twice.






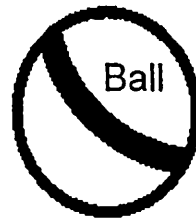
mouth

Outline mouth with right index finger.



my

Place palm on chest.



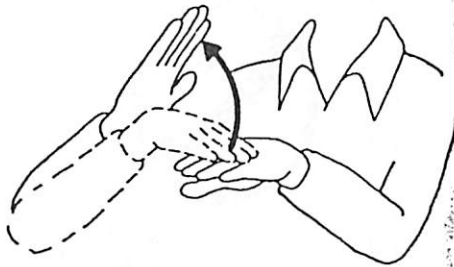
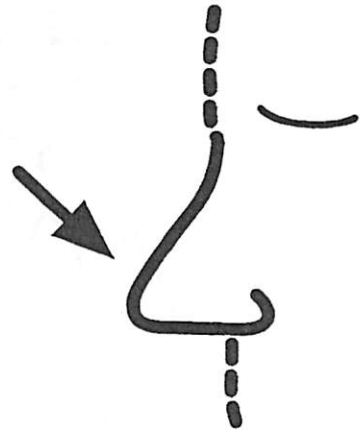
night (Do 2 times for nite-nite)
Hold left arm in front of body,
palm and tips slanted down. Place
heel of right open B, tips down, on
left wrist.





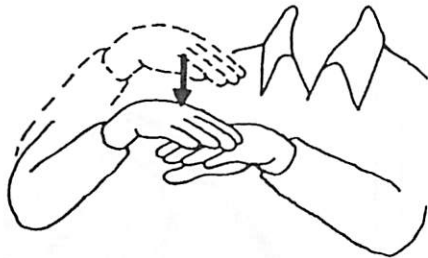

nose

Touch right side of nose with right index finger.




off


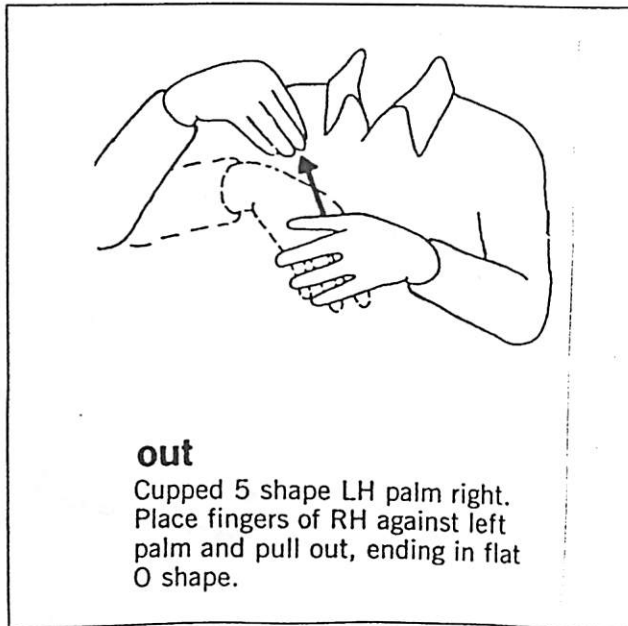

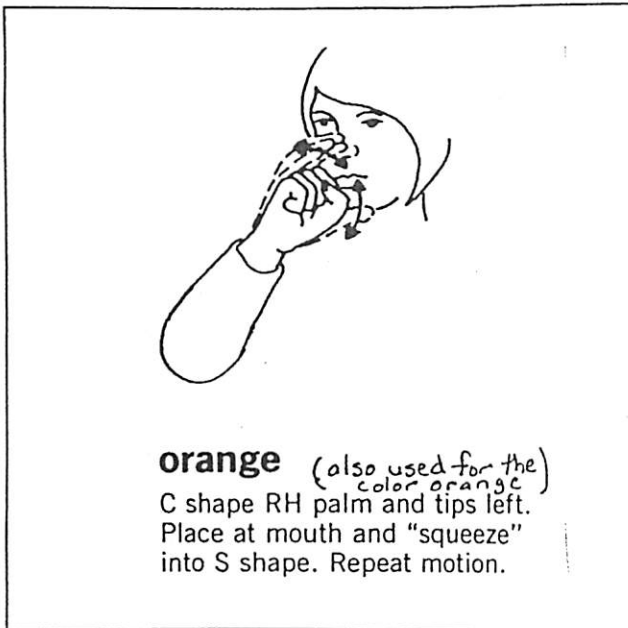

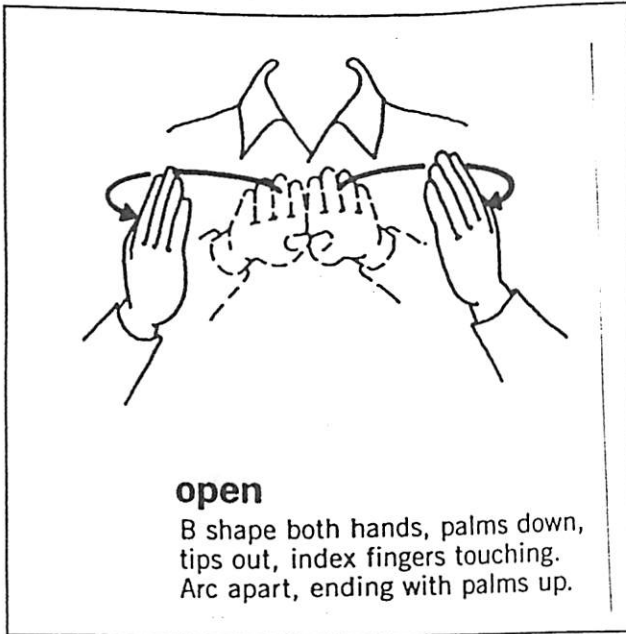
Open B both hands, palms down. Place right palm on back of left hand and lift off.



on


Open B both hands, palms down, left tips out, right tips left. Place right palm on back of left palm.





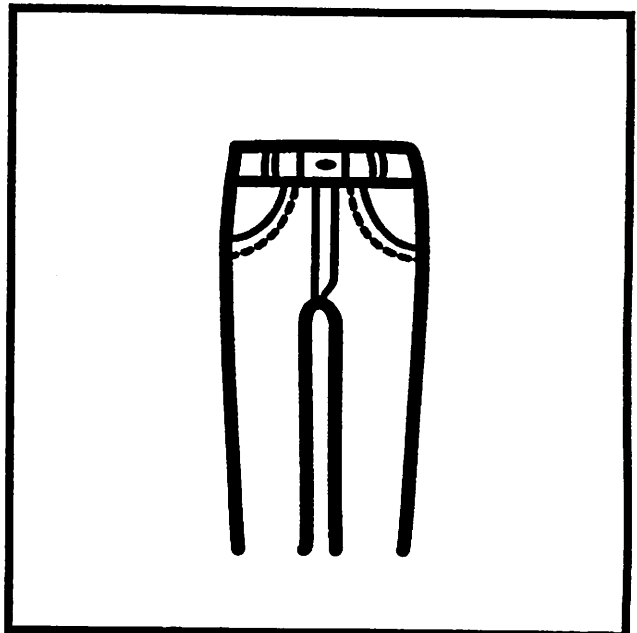
pajamas

Draw right fingers down over face ending in flat O. Form 5 shapes both hands, place on upper chest, then move down. (Sometimes fingerspelled P-J.)




pants

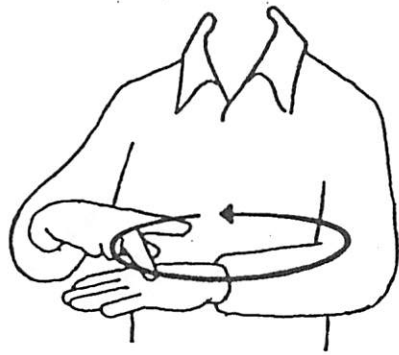
Open B both hands. Place palms on hips and brush fingertips up toward waist.



paper


Open B both hands, left palm up, tips out; right palm down, tips left. Brush base of right palm across base of left palm toward body twice.





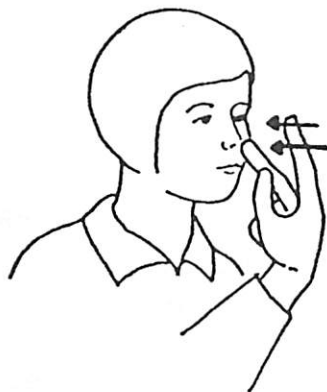

park

Open B shape LH palm down, tips out. P shape RH palm down. Circle right P over left arm up to elbow and back.



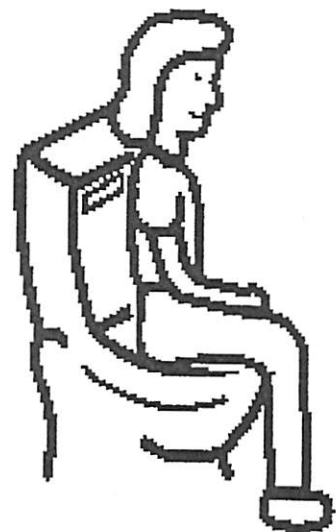
peek


P shape RH knuckles left. Hold against right eye.



pee-pee (urination)

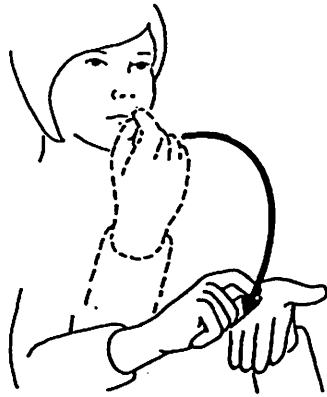

Tap tip of nose with middle finger-tip of right P.






pen

LH open B palm up, tips out.
"Write" in palm with middle tip
of right P.



pencil


Place tips of right thumb and index
finger on mouth then slide across
upturned left palm.



(tele)phone

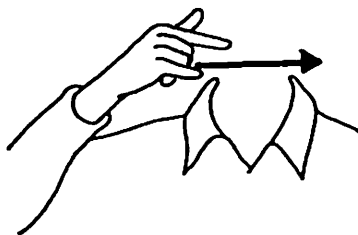
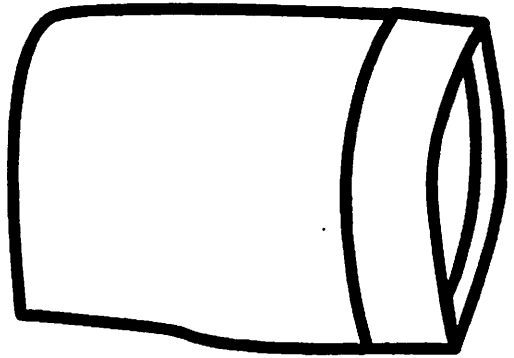
Y shape RH. Place thumb on ear
and little finger on mouth.





pillow

Place back of left open B at right side of head. Tilt head to right and mime patting underside of pillow with tips of cupped RH.




(airplane)


Y shape RH, index finger extended. Zoom to left.



play



Y shape both hands, palms in. Simultaneously twist back and forth.





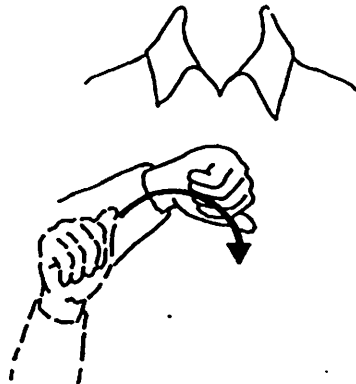
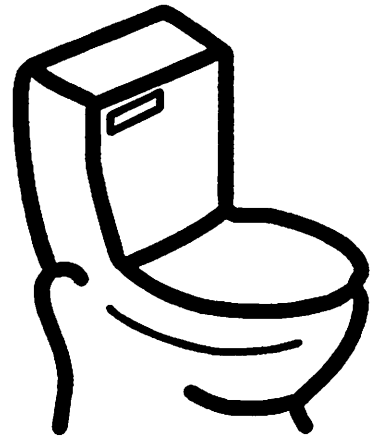
please

Rub right palm in clockwise circle against upper chest.




potty

P shape RH palm down. Shake back and forth slightly.



pour

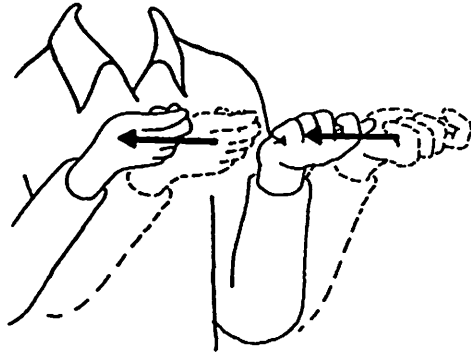

A shape RH. Arc to left, as if pouring into cup.





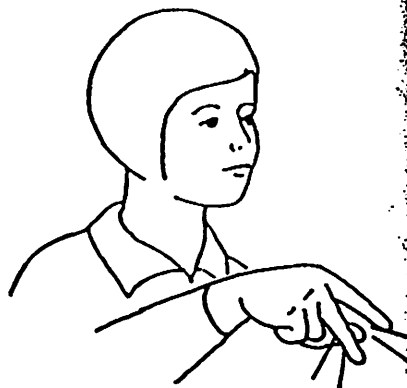
pretty

Five shape RH palm in, tips up.
Circle face from right to left ending in flat O.




pull

A shape both hands, knuckles up,
left ahead of right. Pull toward
body in quick motion as if pulling
a rope.



puppy

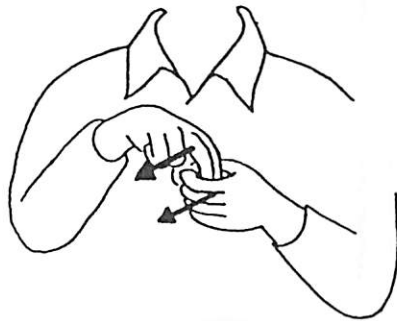

Snap together thumb and middle
finger of right P two or three times.





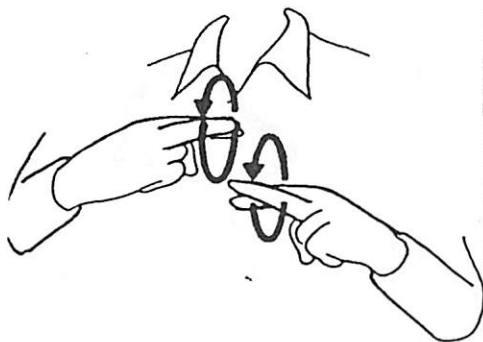

red

Brush lower lip with tip of right index finger. Repeat motion. (Sometimes made with R shape RH.)




ride

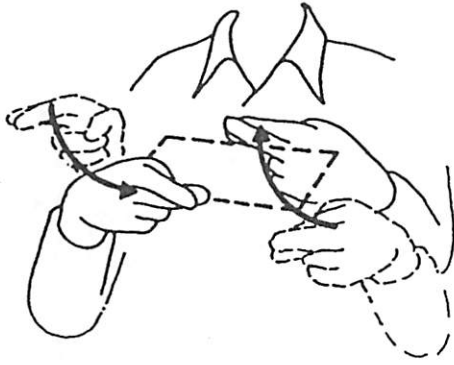
C shape LH palm right. Hook fingers of right H on left thumb and move both hands forward.



roll

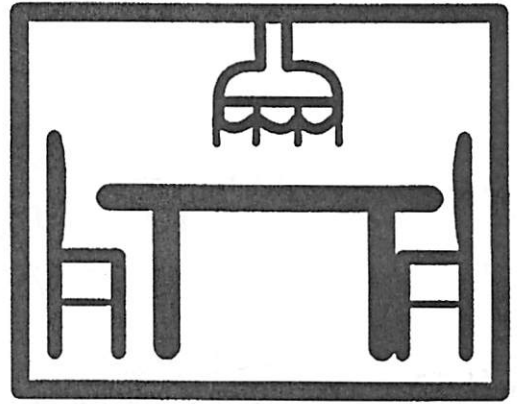
R shape both hands, tips facing. Roll around each other.





room

R shape both hands, tips out. Turn right R left and left R right to form box shape.




run


L shape both hands, index tips out, LH a little ahead of right. Hook right index finger around left thumb. Wiggle L shape fingers while moving both hands forward.



sad

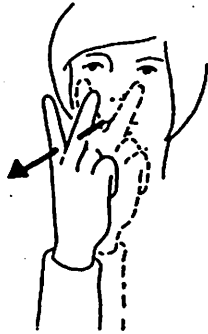

Five shape both hands, palms in, fingers slightly curved, LH a little below RH. Hold in front of face and drop slowly.





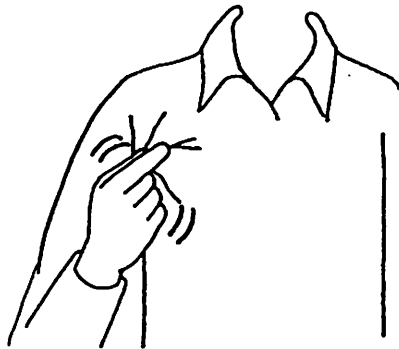
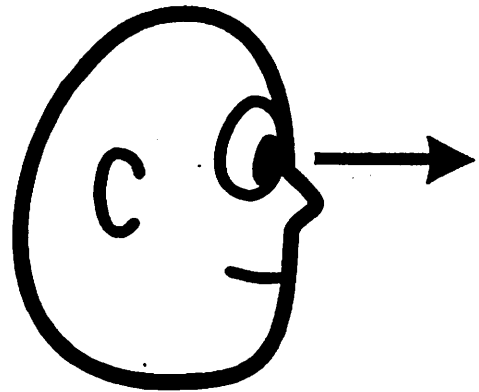
school

Open B both hands, left palm up, tips out; right palm down, tips left. Clap hands twice.




see


V shape RH palm in. Place tips at eyes then move forward.



shirt

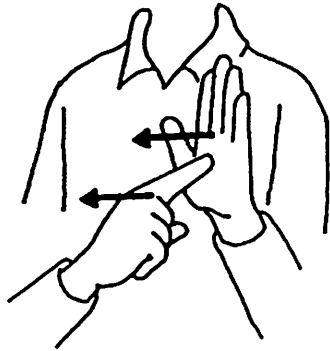

Grasp clothing on right upper chest with thumb and index finger of RH and tug slightly.







shoe

S shape both hands, palms down.
Strike together several times.



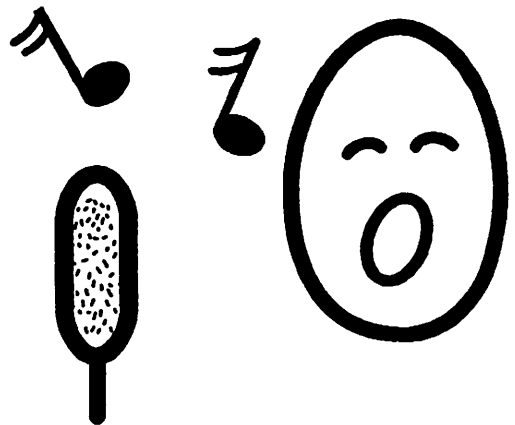
show (verb)

LH open B palm out, tips up.
Place right index tip in middle of
left palm and move both hands
forward.



sing

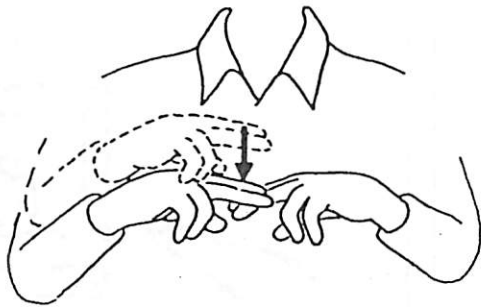
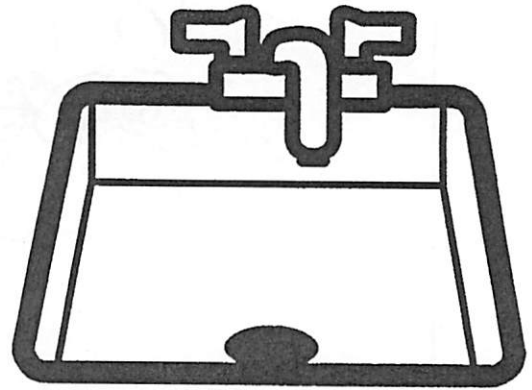
LH open B palm up. Swing fingers
of right open B above left forearm
and palm in rhythmic motion.





sink

C shape LH palm and tips right, little finger side down. S shape RH. Place right arm in left C and slowly wiggle down (sink out of sight).



sit


H shape both hands, palms down, left tips slanted right, right tips slanted left. Rest right H on left.



sleep

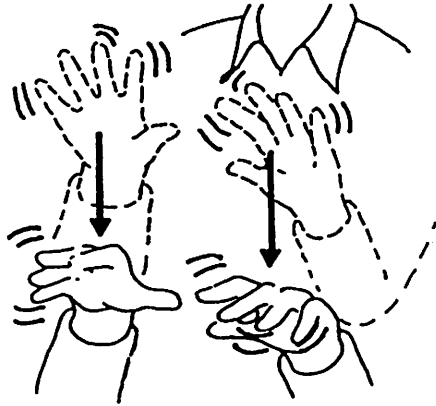

Draw open fingers of RH down over face, ending in flat O.





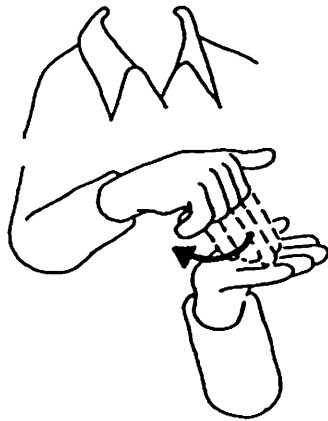
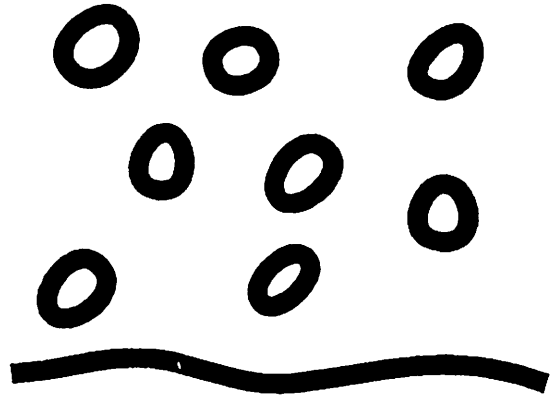
smell

RH open B palm up, tips left. Hold under nose and brush upward.




snow


Five shape both hands, palms down. Wiggle fingers while moving down slowly.



soap

Open B both hands, left palm up, tips out; right palm in, tips down. Draw right fingers backward across left palm ending in A shape.





sock

S shape RH palm down. Brush back and forth along side of left index held tip out, palm down.




soup

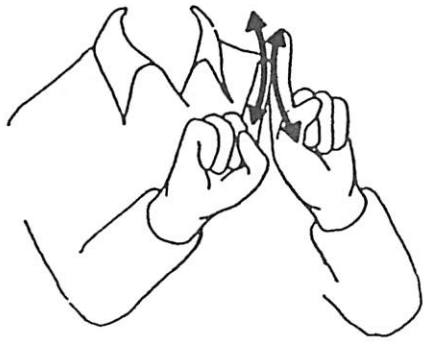
Place back of RH in left palm, then move up to mouth as if drinking soup. Repeat motion.



spoon

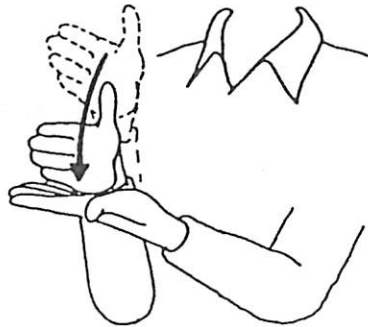
LH open B palm up. Place back right H on left palm then raise to mouth, as if eating from spoon. Repeat motion.





star

One shape both hands, palms out.
Alternately strike index fingers up-
ward against each other.




stop


LH open B palm up, tips out.
Strike little finger side of right
open B down on left palm.



store (noun)

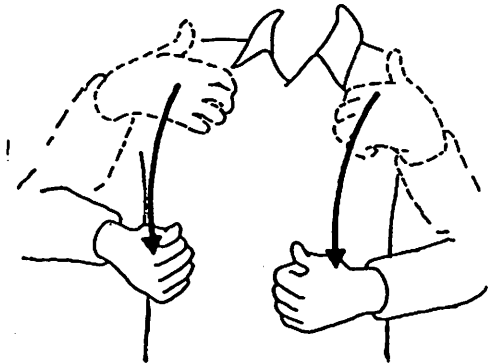

Flat O shape both hands, tips
down. Swing out twice.





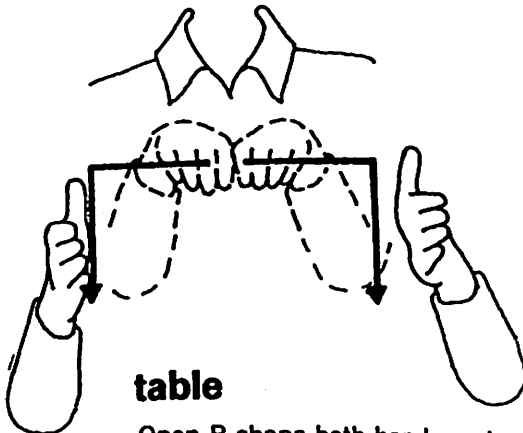
sun

Place right C against side of right eye.




sweater

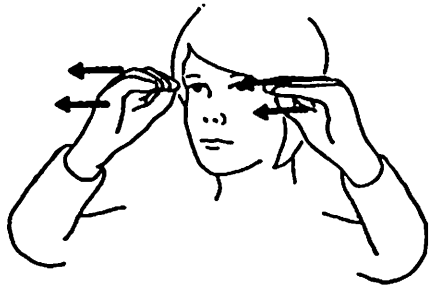
Claw shape both hands, palms in, tips in. Place on chest and move to waist, ending in A shapes.



table


Open B shape both hands, palms down, tips out. Draw apart and down, outlining shape of table. (Sometimes made with T hand-shapes.)







teach

Flat O shape both hands. Hold at temples and move out twice.




thank (you)

RH open B palm in, tips up. Place tips on chin or lips. Move out as if throwing a kiss.



that


Place knuckles of right Y on up-turned left palm.







there

Point index finger out.




throw


Hold right S over shoulder. Move forward into open handshape (as if throwing ball).



thumb

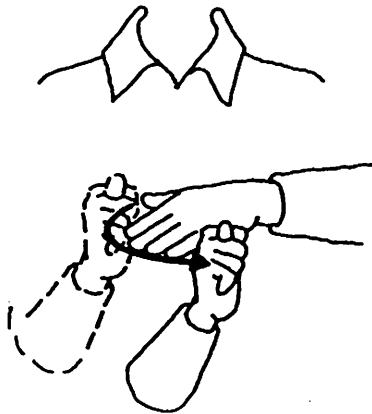
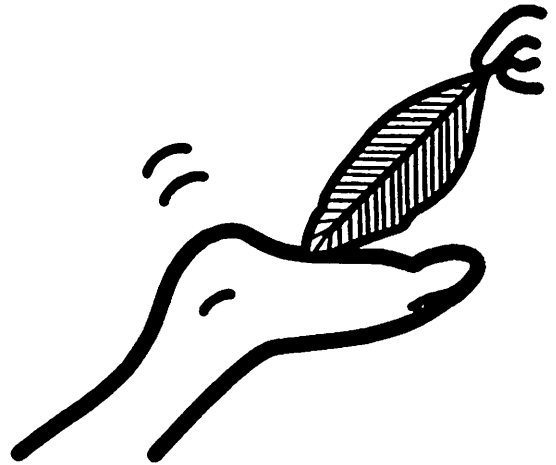
Extend thumb of A shape RH palm left.






tickle

Make tickling motion at right side of waist with right index finger.




toe

LH open B palm down, tips out. Place right T on left thumb then circle around to little finger.



train (noun)

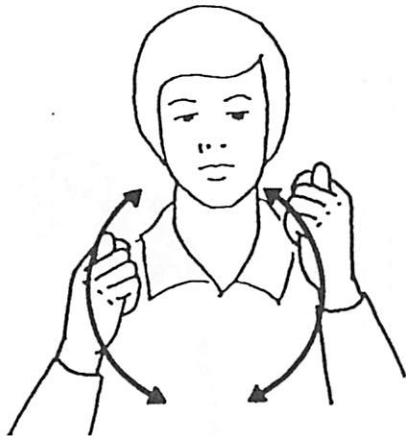

H shape both hands, palms down, left tips out, right tips left. Rub right H back and forth on left H.





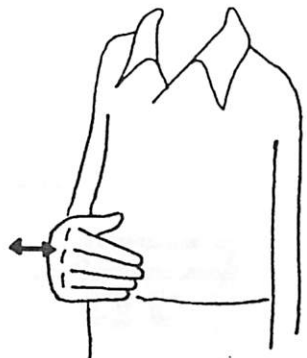

tree

Five shape RH palm left. Place right elbow on back of LH and shake RH rapidly.



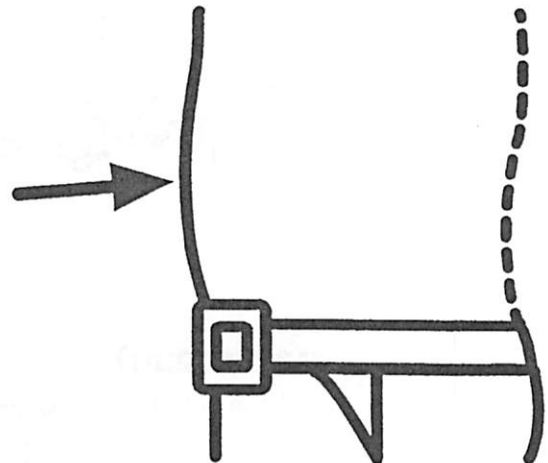
truck (alt.)

Mime holding and moving steering wheel with T shape hands, palms facing.



(stomach) tummy

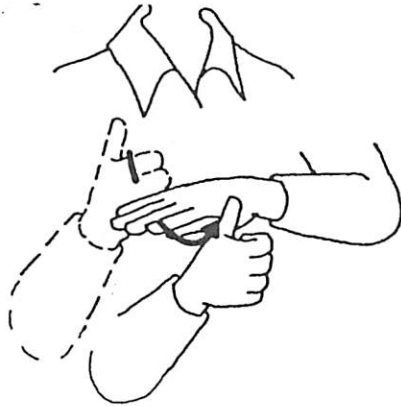
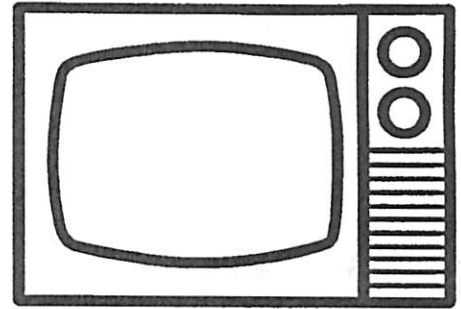
Pat stomach with palm of right open B.






(television) T.V.

Fingerspell T-V in quick succession as if one movement.




under

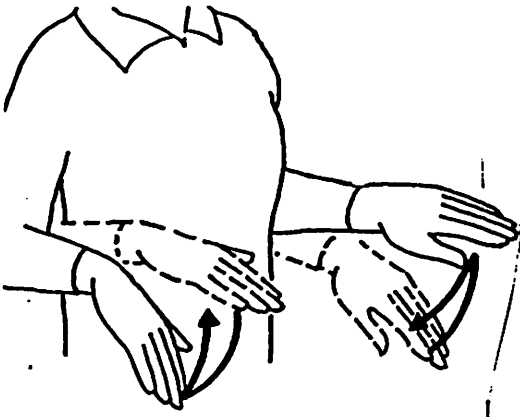
LH open B palm down. Pass right A, thumb extended, under left palm.



up


Point index finger up.





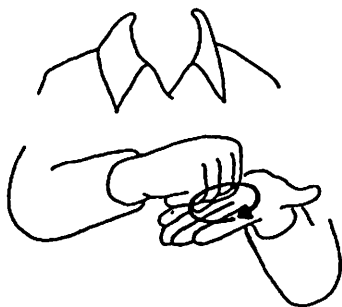
walk

Open B both hands, palms down, tips out. Flap forward several times alternately.




want

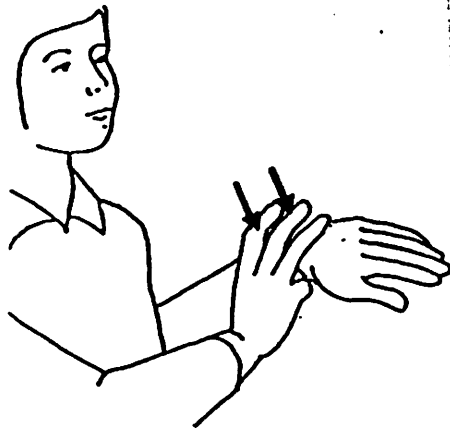
Five shape both hands, palms up, fingers slightly curved. Draw back to body.



wash

Rub right S in circular motion on upturned left palm.






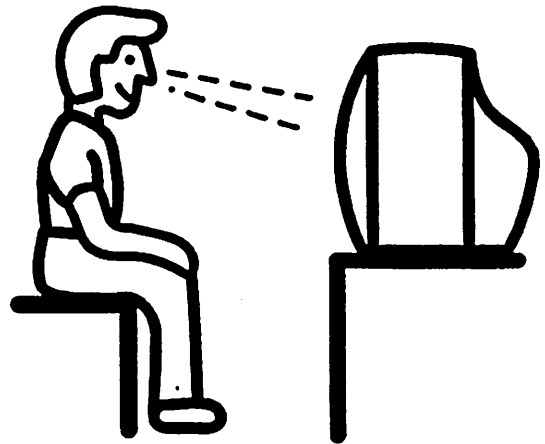
watch (noun)

LH open B palm down, tips out.
Place tips of right W on left wrist.



watch (verb)

Place back of right V just under
right eye. Move out over left hand
which is held palm down.



water

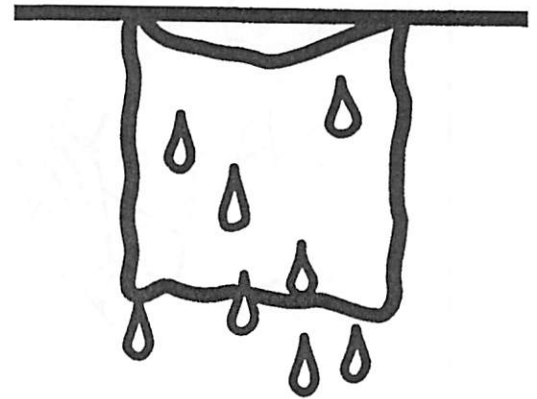
Tap lips (or chin) twice with index
finger of right W.





wet

Five shape both hands, palms in, fingers slightly curved. Place right index tip on mouth then drop both hands into flat O shapes.



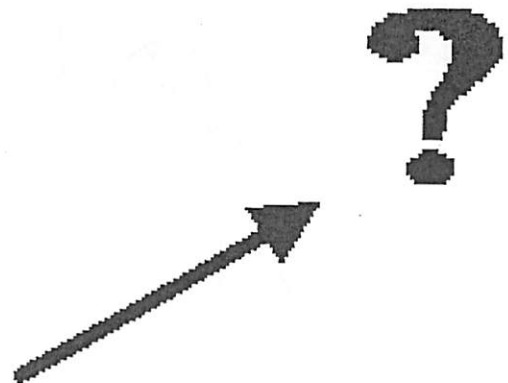
what


LH open B tips out, fingers slightly spread. Brush right index tip down across left fingers.



where

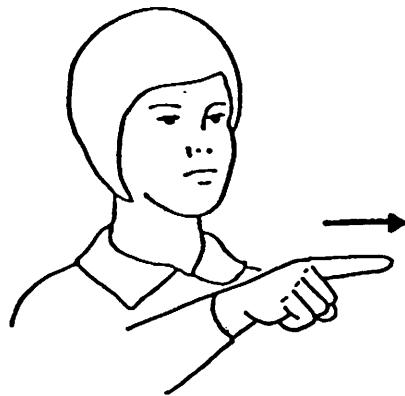

One shape RH. Wave from left to right.







yellow

Y shape RH. Shake in and out.




you


Point index finger at person being addressed.








yucky

Flick middle fingertips of both hands out from under thumbs.





ZOO
Five shape LH. Trace Z on left
palm with right index finger.



all gone	cookie	hungry	pretty	under
angry	cracker	hurt	pull	up
apple	crayon	in	puppy	walk
baby	cup	juice	push	want
bag	daddy	jump	rain	wash
ball	dance	key(s)	read	watch
banana	dirt(y)	kick	red	water
bath	dish	kiss	ride	wet
bear	dog	light	roll	what
bed	down	little	room	where
bird	dress	look	run	yellow
big	drink	love	sad	you
black	ear	lunch	school	yucky
blanket	eat	make	see	zoo
block(s)	excuse me	me	shirt	
blow	eye	meat	shoe(s)	
blue	fall	milk	show	
boat	farm	mitten(s)	sing	
book	feed	mommy	sink	
boot(s)	finger(s)	money	sit	
bottle	floor	moon	sleep	
boy	flower	more	smell	
bread	food	mouth	snow	
break	foot	my	soap	
brush	fork	nite-nite	sock(s)	
bug	get	nose	soup	
bum	girl	off	spoon	
bunny	give	on	star	
bus	glasses	open	stop(it)	
bye bye	go	orange	store	
cake	grandma	out	sun	
candy	grandpa	pajamas	sweater	
car	grass	pants	table	
cat	hair	paper	teach	
catch	hand	park	thank-you	
cereal	happy	peek(a-boo)	that	
chair	hat	pee-pee	there	
cheese	head	pen	throw	
clap	heavy	pencil	thumb	
clean	help	phone	tickle	
clock	here	pillow	toe(s)	
close	hi	plane	train	
coat	hide	play	tree	
cold	hot	please	truck	
comb	house	potty	tummy	
come	hug	pour	T.V.	